

INSTALLATION INSTRUCTIONS PRO SPEAR QUICK COUPLER REAR

HEATH 9/23/2013



DRAWING NO. **15-0800**

ASSEMBLY NO. **OP-PS QCR**


REV A **INITIAL RELEASE**

PART #	DESCRIPTION	LOCATION	QTY
AD-2403 6-6	JIC UNION	EXISTING HOSE EXTENSION	2
AD-4250-15	4250-15 FEMALE QC	PLACE IN TAG BRKT.	2
AD-6801 6-8	6MJ x 8 MB 90	BACK OF MALE & FEMALE QCR	4
AD-8010-15	MALE HALF INSERT	END OF HOSES FROM CYLINDER	2
HA-4M3K-6.0	4M3K-4-6FJX-6.0	LONGEST LIFT HOSE	1
HA-4M3K-10.0	4M3K-4-6FJX-10.0	BASE OF MAIN LIFT CYLINDER	1
HA-4M3K-18.0	4M3K-4-6FJX-18.0	SHORTEST LIFT HOSE	1
HA-4M3K-24.0	4M3K-4-6FJX-24.0	ROD END OF MAIN LIFT CYLINDER	1
HD-RSE .05x1.387	SNAP RING, EXTERNAL		4

REMOVE HOSE FROM CYLINDER, ROUTE ADAPTERS IN CYLINDER TOWARDS REAR





ADD FEMALE ADAPTER TO TAG BRACKET



ADDED HOSES TO MATCH BOM

PLUG IN ADAPTER FOR NORMAL PRO SPEAR APPLICATION



SPECIAL APPLICATIONS ONLY
PRO SPEAR POWER UNIT RESERVOIR
NOM. CAPACITY 3 QT.
DO NOT RUN DRY OR OVER FILL



CAUTION ON CAPACITY